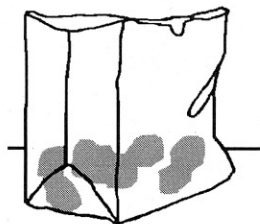


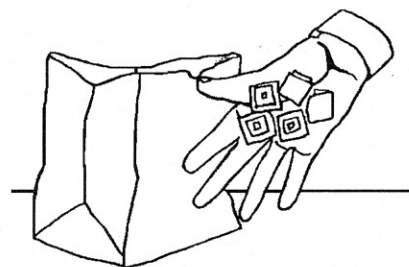
**Materials:** Counters, sorted by color • Paper bag

Tell the children which number they are to work with for the day and place that number of counters into a paper bag. Have the children take turns reaching into the bag, grabbing some counters and taking them out. The child whose turn it is shows how many he or she took out, and the rest of the group tells how many they think are left in the bag. Then all the counters are dumped from the bag and the guesses are checked. For example:

*The number for the day is eight.*



Eight.

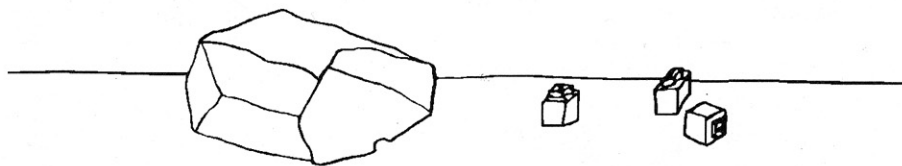


Take away five.

*How many do you think are still in the bag?*

Three.

Maybe four.



Three are left.

*Let's say what happened.*

Eight take away five is three.

*See activity 3-22 for a description of Grab-Bag Subtraction Station as an independent activity.*